

## Available Colors



Calacatta - **CA**




Creme Brulee - **CR**



Backsplash: Calacatta 6" x 12"

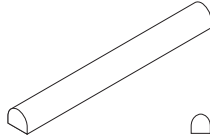
## Available Sizes



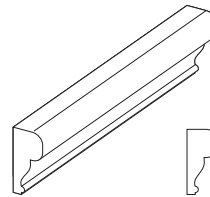
**AECVID••MOSAIC22**  
2" x 2" Mosaic  
On 11 $\frac{5}{8}$ " x 11 $\frac{5}{8}$ "  
Mesh Mounted Sheet



**AECVID••612**  
6" x 12" Field Tile  
**AECVID••1224**  
12" x 24" Field Tile




**AECVID••DOMLNR\***  
5/8" x 12" Resin  
Domed Liner



**AECVID••CHAIRRL\***  
2 $\frac{1}{2}$ " x 12" Resin  
Chair Rail



**AECVID••CHAIRCRN\***  
2 $\frac{1}{2}$ " x 2" Resin  
Chair Rail Corner



**AECVID••MOSAIC14**  
1" x 4" Herringbone  
Mosaic On 11" x 12"  
Mesh Mounted Sheet



**AECVID••1212**  
12" x 12" Field Tile



**AECVID••312BN**  
3" x 12" Surface Bullnose



**AECVID••DECOLNR\***  
4" x 12" Resin  
Deco Liner



**AECVID••DECO\***  
2 $\frac{1}{2}$ " x 2 $\frac{1}{2}$ " Resin  
Deco Insert

## Applications

Interior Floor	Interior Wall	Exterior Floor	Exterior Wall	Shower Floor	Shower Wall	Counter Top	Pool/Fountain	Notes		
Yes	Yes	No	Yes	6" x 6" Or Smaller	Yes	Yes	Yes	3/16" Minimum Grout Joint	33% Maximum Offset	*No Submerged Applications

Merchandising materials and samples are for general reference only and representative of a product's potential characteristics. Tile is subject to variation in color/shade, size, texture, and finish. Field, mosaic and trim tile may not match exactly. Blend tiles from different boxes to achieve consistent shade distribution. Installer and end user must conduct a dry mock layout under proper lighting conditions to inspect the product. Installation constitutes product acceptance. Improper installation, application, use, care and maintenance voids warranty. Reference the TCNA Handbook and ANSI for installation guidance. Please visit [alysedwards.com](http://alysedwards.com) for current product information. We reserve the right to make product changes at any time without notice.